

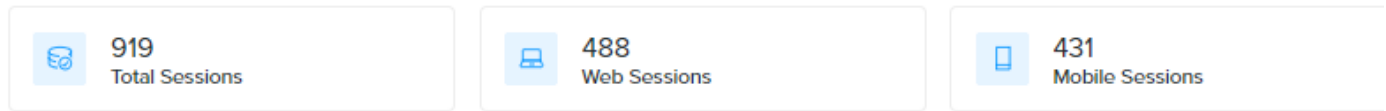
Mango Statistics – October 2022

Summary

Each session may include visits to several different resources. Adding up the numbers for each resource may lead to a larger number than displayed in Total Sessions.

Need ways to increase statistics? [Click here for free resources.](#)


User Activity




Learning



Course Usage



Name	Number of Uses	Time Spent
Spanish, Latin American	431	104:29:50
Italian	100	24:13:08
French	76	15:03:39
English	75	18:43:22 
German	62	12:48:31
Chinese, Mandarin	40	06:36:54
Japanese	28	05:46:06
Greek, Modern	23	03:10:09
Korean	20	01:16:49
Arabic, Levantine	10	01:50:31
Chinese, Cantonese	10	02:27:56
Arabic, Modern Standard	9	01:51:17
Hebrew, Modern	6	01:18:01
Hindi	5	00:39:49
Polish	4	00:38:54
Portuguese, Brazilian	4	00:02:16
Hebrew, Biblical	3	00:03:08
Indonesian	2	00:11:16