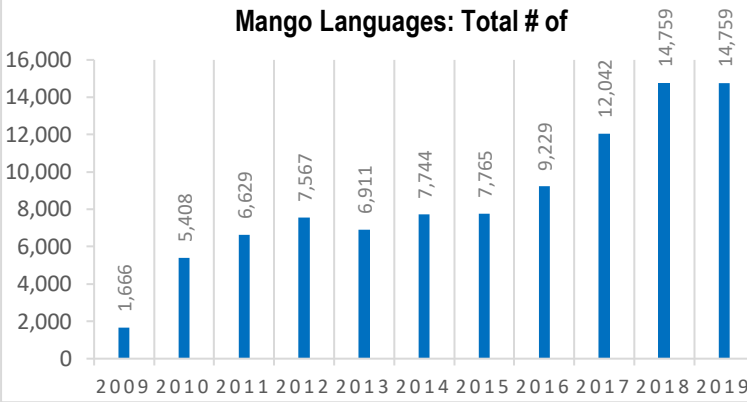
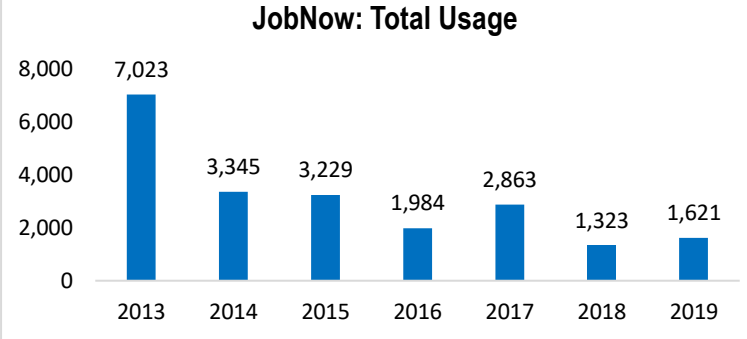
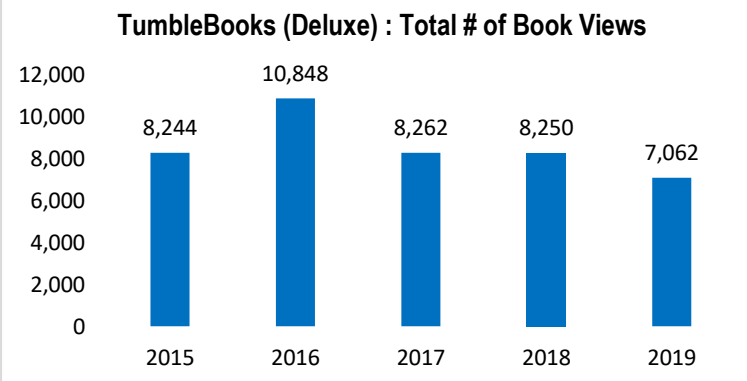


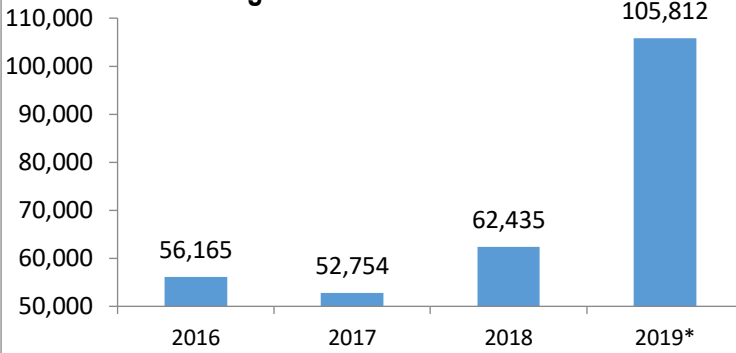
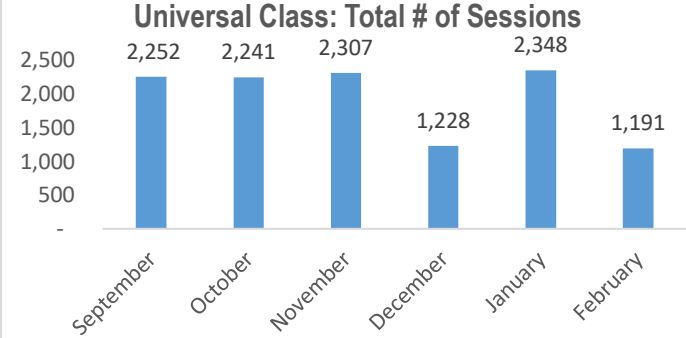
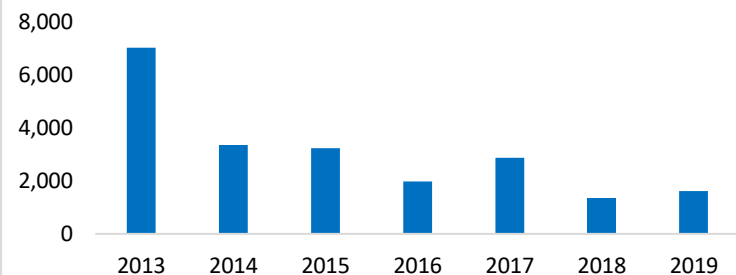
Database Use Statistics

 <p style="text-align: center;">Mango Languages: Total # of</p>	<p>2020 Renewal Cost: \$20,078</p> <ul style="list-style-type: none"> • Member Library share: \$9,424 • CLDA/CBA share: \$10,655 (\$1,231 reserve) <p>Transactionalⁱ cost per use (based on 2019 use): \$1.36 System list price: \$32,413 Renewal date: 7/1/2020 Standard Renew rate: 5 % Commitment: Locked in through 7/1/23 – Requested info on strategy for emergency exit but we need to present a case. Options: Lock down price for 3 years, prepay for reduced rates. Two years (paid upfront): \$38,148 for a savings of \$3,011 Three years (paid upfront): \$55,214 for a savings of \$8,081 Four years (paid upfront): \$72,280 for a savings of \$14,257 Five years (paid upfront): \$88,343 for a savings of \$22,600</p>
 <p style="text-align: center;">JobNow: Total Usage</p>	<p>2020 Renewal Cost: \$4,600</p> <ul style="list-style-type: none"> • Member Library share: \$0 • CLDA/CBA share: \$4,600 <p>Transactionalⁱⁱ cost per use (based on 2019 use): \$2.84 System list price: \$25,000 Renewal date: 5/1/2020 Commitment: We gave paid the renewal for 2020. Our next opportunity to abandon this resource is 30 days</p>
 <p style="text-align: center;">TumbleBooks (Deluxe) : Total # of Book Views</p>	<p>2020 Renewal Cost: \$9,500</p> <ul style="list-style-type: none"> • Member Library share: \$9,501 • CLDA/CBA share: \$0 <p>Transactionalⁱⁱⁱ cost per use (based on 2019 use): \$1.35 System list price: \$52,734 Renewal date: 12/1/2020 Term: Annual renewal</p> <p>Content & Interface Q&A: Are we on Tumblebooks premium or deluxe? Deluxe Do you have development plans for an interface upgrade in the coming year? No There have been no additions since 2017. Will the title list be expanded? 5-10 coming in March (goal is 20 per year).</p> <p>Tumble Book Library – Deluxe (K-3 with 500 titles) Tumble Book Library – Premium (K-5 with over 1,000 titles)</p>

Annual Circulation in 2019

- 0 circs = 17 libraries
- 1- 10 circs = 19 libraries
- 11-25 circs = 8 libraries
- 26-50 circs = 6 libraries
- 50-100 circs = 5 libraries
- 100-200 circs = 7 libraries
- 200+ circs = 9 libraries

Database Use Statistics

<p style="text-align: center;">RBDigital: Total # of Checkouts</p>  <table border="1" style="margin-top: 10px; width: 100%; border-collapse: collapse;"> <thead> <tr> <th>Year</th> <th>Total # of Checkouts</th> </tr> </thead> <tbody> <tr> <td>2016</td> <td>56,165</td> </tr> <tr> <td>2017</td> <td>52,754</td> </tr> <tr> <td>2018</td> <td>62,435</td> </tr> <tr> <td>2019*</td> <td>105,812</td> </tr> </tbody> </table> <p><small>* auto checkout added</small></p>	Year	Total # of Checkouts	2016	56,165	2017	52,754	2018	62,435	2019*	105,812	<p>2020 Renewal Cost: \$21,294</p> <ul style="list-style-type: none"> • CLDA: \$ 7,500 platform / \$5,646.25 Content • CCLA: \$1,084 Content • PCLA: \$294.80 Content • PPLD: \$2,204.88 Content • UCLA: \$3,792.76 Content <p>Transactional^{iv} cost per use (based on 2019 use): \$0.20 System list price: \$10,000 plus content Renewal date: 1/1/2021 Term: Annual Renewal</p>						
Year	Total # of Checkouts																
2016	56,165																
2017	52,754																
2018	62,435																
2019*	105,812																
<p style="text-align: center;">Universal Class: Total # of Sessions</p>  <table border="1" style="margin-top: 10px; width: 100%; border-collapse: collapse;"> <thead> <tr> <th>Month</th> <th>Total # of Sessions</th> </tr> </thead> <tbody> <tr> <td>September</td> <td>2,252</td> </tr> <tr> <td>October</td> <td>2,241</td> </tr> <tr> <td>November</td> <td>2,307</td> </tr> <tr> <td>December</td> <td>1,228</td> </tr> <tr> <td>January</td> <td>2,348</td> </tr> <tr> <td>February</td> <td>1,191</td> </tr> </tbody> </table>	Month	Total # of Sessions	September	2,252	October	2,241	November	2,307	December	1,228	January	2,348	February	1,191	<p>2020 Renewal Cost: \$22,000</p> <ul style="list-style-type: none"> • Member Library share: \$0 • CLDA/CBA share: \$22,000/yr <p>Transactional^v cost per use (based on 2019 use): \$3.18 System list price: \$10,000 plus content Renewal date: 10/1/2020 Terms: 3 year commit @ 22K/yr 10/1/2020-9/30/2023</p>		
Month	Total # of Sessions																
September	2,252																
October	2,241																
November	2,307																
December	1,228																
January	2,348																
February	1,191																
<p style="text-align: center;">OverDrive: Total Usage</p>  <table border="1" style="margin-top: 10px; width: 100%; border-collapse: collapse;"> <thead> <tr> <th>Year</th> <th>Total Usage</th> </tr> </thead> <tbody> <tr> <td>2013</td> <td>~7,000</td> </tr> <tr> <td>2014</td> <td>~3,500</td> </tr> <tr> <td>2015</td> <td>~3,200</td> </tr> <tr> <td>2016</td> <td>~2,000</td> </tr> <tr> <td>2017</td> <td>~2,800</td> </tr> <tr> <td>2018</td> <td>~1,500</td> </tr> <tr> <td>2019</td> <td>~1,800</td> </tr> </tbody> </table>	Year	Total Usage	2013	~7,000	2014	~3,500	2015	~3,200	2016	~2,000	2017	~2,800	2018	~1,500	2019	~1,800	<p>2020 Renewal Cost: \$51,934</p> <ul style="list-style-type: none"> • Platform: \$11,640 • Content: \$40,294 <p>Renewal date: 1/1/2021</p> <p>Commitment: We gave paid the renewal for 2020.</p>
Year	Total Usage																
2013	~7,000																
2014	~3,500																
2015	~3,200																
2016	~2,000																
2017	~2,800																
2018	~1,500																
2019	~1,800																

ⁱ Vendor Definition of Mango Languages Sessions: Sessions start when a user begins studying a language and ends when no more slides are clicked. A session may encompass multiple courses. For example, a user may log in and study both French and German. This counts as 1 session total, with both French and German showing that they were studied for one session.

ⁱⁱ Vendor Definition of Job Now Total Usage: This category combines usage from all categories -- live tutoring, resume/writing lab submissions, visits to the test center, and database usage.

ⁱⁱⁱ Vendor Definition of TumbleBook Library K-4 Deluxe Book Views: Book views are counted when a book/video is opened.

^{iv} Vendor Definition of Job Now Total Usage: This category combines usage from all categories -- live tutoring, resume/writing lab submissions, visits to the test center, and database usage.

^v Uses = Transactions in the RBDigital interface are counted in checked out issues

^{vi} Visits/uses =login sessions